

CITIZENS PROPERTY INSURANCE CORPORATION
 FLORIDA BUILDING CODE COMMERCIAL MITIGATION VERIFICATION AFFIDAVIT

WIND LOSS MITIGATION INFORMATION		
PREMISES #:	SUBJECT OF INSURANCE: <u>La Placida</u>	POLICY #:
BUILDING #:	STREET ADDRESS: <u>10710-10706 La Placida Dr. Coral Springs</u>	
# STORIES:	BLDG DESCRIPTION:	
BUILDING TYPE: <input checked="" type="checkbox"/> I (3 stories or less) <input type="checkbox"/> II (4 to 6 stories) <input type="checkbox"/> III (7 or more stories)		

33065

Terrain Exposure Category must be provided for each insured location.

I hereby certify that the building or unit at the address indicated above **TERRAIN EXPOSURE CATEGORY** as defined under the Florida Building Code is (Check One): Exposure C or Exposure B

Certification below for purposes of **TERRAIN EXPOSURE CATEGORY** above does not require personal inspection of the premises.

Certification of Wind Speed is required to establish the basic wind speed of the location (Complete for Terrain B only if Year Built On or After Jan.1, 2002).

I hereby certify that the basic **WIND SPEED** of the building or unit at the address indicated above based upon county wind speed lines defined under the Florida Building Code (FBC) is (Check One): ≥ 100 or ≥ 110 or ≥ 120

Certification of Wind Design is required when the buildings is constructed in a manner to exceed the basic wind speed design established for the structure location (Complete for Terrain B only if Year Built On or After Jan.1, 2002).

I hereby certify that the building or unit at the address indicated above is designed and mitigated to the Florida Building Code (FBC) **WIND DESIGN** of (Check One): ≥ 100 or ≥ 110 or ≥ 120

Certification for the purpose of establishing the basic **WIND SPEED** or **WIND SPEED DESIGN** above does not require personal inspection of the premises.

Specify the type of mitigation device(s) installed: Roof Covering

Roof Coverings

FBC Equivalent – Type I only
 Asphalt roof coverings installed in accordance with ASTM D 3161 (modified for 110 mph) or Miami Dade County PA 107-95.

Non-FBC Equivalent – Type I only
 Asphalt roof shingles not meeting requirements listed above for FBC Equivalent and all other roof covering types.

Reinforced Concrete Roof – Type I, II or III
 A roof structure composed of cast-in-place or pre-cast structural concrete designed to be self-supporting and integrally attached to wall/support system.

Level A – Type II or III
 All roof cover types and configurations that do not meet Level B below.

Level B – Type II or III
 Roof coverings that satisfy all of the following conditions and are one of the following types:

1. Built-Up
2. Modified Bitumen
3. Sprayed Polyurethane foam
4. Liquid membrane applied over concrete
5. Asphalt roll roofing
6. Wood shakes in good condition, attached with at least two mechanical fasteners
7. Ballasted roof designed to meet the design wind speed requirements
8. Asphalt roof coverings installed in accordance ASTM D 3161 (modified for 110 mph) or Miami Dade County PA 107-95.

All mechanical equipment must be adequately tied to the roof deck to resist overturning and sliding during high winds. Any flat roof covering with flashing or coping must be mechanically attached to the structure with face fasteners (no clip/cleat systems); and roof coverings on flat roofs must be 10 years old or less.

CITIZENS PROPERTY INSURANCE CORPORATION
 FLORIDA BUILDING CODE COMMERCIAL MITIGATION VERIFICATION AFFIDAVIT

WIND LOSS MITIGATION INFORMATION		
PREMISES #:	SUBJECT OF INSURANCE: <i>La Placida</i>	POLICY #:
BUILDING #:	STREET ADDRESS: <i>10711-10717 La Placida Dr. Coral Springs</i>	
# STORIES:	BLDG DESCRIPTION:	
BUILDING TYPE: <input checked="" type="checkbox"/> I (3 stories or less) <input type="checkbox"/> II (4 to 6 stories) <input type="checkbox"/> III (7 or more stories)		

33065

Terrain Exposure Category must be provided for each insured location.

I hereby certify that the building or unit at the address indicated above **TERRAIN EXPOSURE CATEGORY** as defined under the Florida Building Code is (Check One): Exposure C or Exposure B

Certification below for purposes of **TERRAIN EXPOSURE CATEGORY** above does not require personal inspection of the premises.

Certification of Wind Speed is required to establish the basic wind speed of the location (Complete for Terrain B only if Year Built On or After Jan.1, 2002).

I hereby certify that the basic **WIND SPEED** of the building or unit at the address indicated above based upon county wind speed lines defined under the Florida Building Code (FBC) is (Check One): ≥100 or ≥110 or ≥120

Certification of Wind Design is required when the buildings is constructed in a manner to exceed the basic wind speed design established for the structure location (Complete for Terrain B only if Year Built On or After Jan.1, 2002).

I hereby certify that the building or unit at the address indicated above is designed and mitigated to the Florida Building Code (FBC) **WIND DESIGN** of (Check One): ≥100 or ≥110 or ≥120

Certification for the purpose of establishing the basic **WIND SPEED** or **WIND SPEED DESIGN** above does not require personal inspection of the premises.

Specify the type of mitigation device(s) installed:

Roof Covering



Roof Coverings

FBC Equivalent – Type I only

Asphalt roof coverings installed in accordance with ASTM D 3161 (modified for 110 mph) or Miami Dade County PA 107-95.

Non-FBC Equivalent – Type I only

Asphalt roof shingles not meeting requirements listed above for FBC Equivalent and all other roof covering types.

Reinforced Concrete Roof – Type I, II or III

A roof structure composed of cast-in-place or pre-cast structural concrete designed to be self-supporting and integrally attached to wall/support system.

Level A – Type II or III

All roof cover types and configurations that do not meet Level B below.

Level B – Type II or III

Roof coverings that satisfy all of the following conditions and are one of the following types:

1. Built-Up
2. Modified Bitumen
3. Sprayed Polyurethane foam
4. Liquid membrane applied over concrete
5. Asphalt roll roofing
6. Wood shakes in good condition, attached with at least two mechanical fasteners
7. Ballasted roof designed to meet the design wind speed requirements
8. Asphalt roof coverings installed in accordance ASTM D 3161 (modified for 110 mph) or Miami Dade County PA 107-95.

All mechanical equipment must be adequately tied to the roof deck to resist overturning and sliding during high winds. Any flat roof covering with flashing or coping must be mechanically attached to the structure with face fasteners (no clip/cleat systems); and roof coverings on flat roofs must be 10 years old or less.

Roof-Wall Connection

Toe-Nail – Type I only
Rafter/truss anchored to top plate of wall using nails driven at an angle through the rafter/truss and attached to the top plate of the wall.

Clips – Type I only
Metal clips installed on each truss/rafter that attach to the side only of the truss/rafter member and to the wall frame. Metal clip should be free of severe corrosion, have a minimum of 3 nails into the truss/rafter and 3 nails into the wall.

Single Wraps – Type I only
Metal straps installed on each truss/rafter that wrap over the top of the truss/rafter and attach to the wall frame in one location. Metal strap should be free of severe corrosion, have a minimum of 3 nails into the truss/rafter and 3 nails into the wall.

Double Wraps – Type I only
Metal straps installed on each truss/rafter that wrap over the top of the truss/rafter and attach to the wall frame in two locations. Metal strap should be free of severe corrosion, have a minimum of 3 nails into the truss/rafter and 3 nails into the wall at each location.

Opening Protection

Class A (Hurricane Impact) – All glazed openings (windows, skylights, sliding glass doors, doors with windows, etc) less than 60 feet above grade must be protected with impact resistant coverings (e.g. shutters), impact resistant doors, and/or impact resistant glazing that meet the requirements of one of:

SSTD12; ASTM E 1886 and ASTM E 1996 (Missile Level C – 9 lb);
 Miami-Dade PA 201, 202, and 203; or Florida Building Code TAS 201, 202 and 203.

All glazed openings between 30 and 60 feet above grade must meet the Small Missile Test of the respective standard. All glazed openings less than 30 feet above grade shall meet the Large Missile Test of the respective standard.

Class B (Basic Impact) – All glazed openings (windows, skylights, sliding glass doors, doors with windows, etc) must be protected with impact resistant coverings (e.g. shutters), impact resistant doors, and/or impact resistant glazing that meet the requirements of ASTM E 1886 and ASTM E 1996. All glazed openings between 30 and 60 feet above grade must meet the Small Missile Test of the standard. All glazed openings less than 30 feet above grade shall pass testing for the Missile Level B – 4.5 lb.)

Class C (Non-Impact Type I only) – All glazed openings (windows, skylights, sliding glass doors, doors with windows, etc) must be protected with shutter devices or wood structural panels that have the following characteristics:

- Corrugated storm panels made of Steel, Aluminum, or Polycarbonate in which individual panels are no wider than 14" and have a nominal profile of 2" or greater.
- Roll-Up shutters with aluminum slats
- Accordion shutters with aluminum slats.
- Colonial or Bahama shutters with the all the following features:
 - Heavy gauge metal frames
 - Extruded aluminum slats, that are anchored to both sides of frame, or solid metal backing plate in place behind slats
 - Structural hinges
- Mechanism to lock shutters closed during a storm

Wood Structural Panels – (One or two story buildings) All glazed openings must be protected by plywood or OSB (oriented strand board) with a minimum thickness of 7/16 inch and maximum panel span of 8 feet. Panels must be precut to cover the glazed openings with attachment hardware provided. Panels must be fastened according to the Florida Building Code Table 1606.1.4 for locations where design wind speed is 130mph or less. For locations with design wind speed greater than 130 mph, attachments shall be designed to resist component and cladding loads of the FBC.

CITIZENS PROPERTY INSURANCE CORPORATION
FLORIDA BUILDING CODE COMMERCIAL MITIGATION VERIFICATION AFFIDAVIT

WIND LOSS MITIGATION INFORMATION		
PREMISES #:	SUBJECT OF INSURANCE: <i>La Placida</i>	POLICY #:
BUILDING #:	STREET ADDRESS: <i>10723 La Placida Dr. Coral Springs 33065</i>	
# STORIES:	BLDG DESCRIPTION:	
BUILDING TYPE: <input checked="" type="checkbox"/> I (3 stories or less) <input type="checkbox"/> II (4 to 6 stories) <input type="checkbox"/> III (7 or more stories)		

Terrain Exposure Category must be provided for each insured location.

I hereby certify that the building or unit at the address indicated above **TERRAIN EXPOSURE CATEGORY** as defined under the Florida Building Code is (Check One): **Exposure C** or **Exposure B**

Certification below for purposes of **TERRAIN EXPOSURE CATEGORY** above does not require personal inspection of the premises.

Certification of Wind Speed is required to establish the basic wind speed of the location (Complete for Terrain B only if Year Built On or After Jan.1, 2002).

I hereby certify that the basic **WIND SPEED** of the building or unit at the address indicated above based upon county wind speed lines defined under the Florida Building Code (FBC) is (Check One): ≥ 100 or ≥ 110 or ≥ 120

Certification of Wind Design is required when the buildings is constructed in a manner to exceed the basic wind speed design established for the structure location (Complete for Terrain B only if Year Built On or After Jan.1, 2002).

I hereby certify that the building or unit at the address indicated above is designed and mitigated to the Florida Building Code (FBC) **WIND DESIGN** of (Check One): ≥ 100 or ≥ 110 or ≥ 120

Certification for the purpose of establishing the basic **WIND SPEED** or **WIND SPEED DESIGN** above does not require personal inspection of the premises.

Specify the type of mitigation device(s) installed:

Roof Covering

<input checked="" type="checkbox"/>	Roof Coverings
<input checked="" type="checkbox"/>	FBC Equivalent – Type I only Asphalt roof coverings installed in accordance with ASTM D 3161 (modified for 110 mph) or Miami Dade County PA 107-95.
<input type="checkbox"/>	Non-FBC Equivalent – Type I only Asphalt roof shingles not meeting requirements listed above for FBC Equivalent and all other roof covering types.
<input type="checkbox"/>	Reinforced Concrete Roof – Type I, II or III A roof structure composed of cast-in-place or pre-cast structural concrete designed to be self-supporting and integrally attached to wall/support system.
<input type="checkbox"/>	Level A – Type II or III All roof cover types and configurations that do not meet Level B below.
<input type="checkbox"/>	Level B – Type II or III Roof coverings that satisfy all of the following conditions and are one of the following types: <ol style="list-style-type: none"> 1. Built-Up 2. Modified Bitumen 3. Sprayed Polyurethane foam 4. Liquid membrane applied over concrete 5. Asphalt roll roofing 6. Wood shakes in good condition, attached with at least two mechanical fasteners 7. Ballasted roof designed to meet the design wind speed requirements 8. Asphalt roof coverings installed in accordance ASTM D 3161 (modified for 110 mph) or Miami Dade County PA 107-95. <small>All mechanical equipment must be adequately tied to the roof deck to resist overturning and sliding during high winds. Any flat roof covering with flashing or coping must be mechanically attached to the structure with face fasteners (no clip/cleat systems); and roof coverings on flat roofs must be 10 years old or less.</small>

CITIZENS PROPERTY INSURANCE CORPORATION
FLORIDA BUILDING CODE COMMERCIAL MITIGATION VERIFICATION AFFIDAVIT

WIND LOSS MITIGATION INFORMATION		
PREMISES #:	SUBJECT OF INSURANCE: <i>La Placida</i>	POLICY #:
BUILDING #:	STREET ADDRESS: <i>10733-10729 La Placida Dr. Coral Springs,</i>	
# STORIES:	BLDG DESCRIPTION:	
BUILDING TYPE: <input checked="" type="checkbox"/> I (3 stories or less) <input type="checkbox"/> II (4 to 6 stories) <input type="checkbox"/> III (7 or more stories)		

33005

Terrain Exposure Category must be provided for each insured location.

I hereby certify that the building or unit at the address indicated above **TERRAIN EXPOSURE CATEGORY** as defined under the Florida Building Code is (Check One): **Exposure C** or **Exposure B**

Certification below for purposes of **TERRAIN EXPOSURE CATEGORY** above does not require personal inspection of the premises.

Certification of Wind Speed is required to establish the basic wind speed of the location (Complete for Terrain B only if Year Built On or After Jan.1, 2002).

I hereby certify that the basic **WIND SPEED** of the building or unit at the address indicated above based upon county wind speed lines defined under the Florida Building Code (FBC) is (Check One): ≥ 100 or ≥ 110 or ≥ 120

Certification of Wind Design is required when the buildings is constructed in a manner to exceed the basic wind speed design established for the structure location (Complete for Terrain B only if Year Built On or After Jan.1, 2002).

I hereby certify that the building or unit at the address indicated above is designed and mitigated to the Florida Building Code (FBC) **WIND DESIGN** of (Check One): ≥ 100 or ≥ 110 or ≥ 120

Certification for the purpose of establishing the basic **WIND SPEED** or **WIND SPEED DESIGN** above does not require personal inspection of the premises.

Specify the type of mitigation device(s) installed: *Roof Covering*

<input checked="" type="checkbox"/>	Roof Coverings
<input checked="" type="checkbox"/>	FBC Equivalent – Type I only Asphalt roof coverings installed in accordance with ASTM D 3161 (modified for 110 mph) or Miami Dade County PA 107-95.
<input type="checkbox"/>	Non-FBC Equivalent – Type I only Asphalt roof shingles not meeting requirements listed above for FBC Equivalent and all other roof covering types.
<input type="checkbox"/>	Reinforced Concrete Roof – Type I, II or III A roof structure composed of cast-in-place or pre-cast structural concrete designed to be self-supporting and integrally attached to wall/support system.
<input type="checkbox"/>	Level A – Type II or III All roof cover types and configurations that do not meet Level B below.
<input type="checkbox"/>	Level B – Type II or III Roof coverings that satisfy all of the following conditions and are one of the following types: <ol style="list-style-type: none"> 1. Built-Up 2. Modified Bitumen 3. Sprayed Polyurethane foam 4. Liquid membrane applied over concrete 5. Asphalt roll roofing 6. Wood shakes in good condition, attached with at least two mechanical fasteners 7. Ballasted roof designed to meet the design wind speed requirements 8. Asphalt roof coverings installed in accordance ASTM D 3161 (modified for 110 mph) or Miami Dade County PA 107-95. <p style="font-size: 0.8em; margin-top: 5px;">All mechanical equipment must be adequately tied to the roof deck to resist overturning and sliding during high winds. Any flat roof covering with flashing or coping must be mechanically attached to the structure with face fasteners (no clip/cleat systems); and roof coverings on flat roofs must be 10 years old or less.</p>

Roof-Wall Connection

Toe-Nail – Type I only
Rafter/truss anchored to top plate of wall using nails driven at an angle through the rafter/truss and attached to the top plate of the wall.

Clips – Type I only
Metal clips installed on each truss/rafter that attach to the side only of the truss/rafter member and to the wall frame. Metal clip should be free of severe corrosion, have a minimum of 3 nails into the truss/rafter and 3 nails into the wall.

Single Wraps – Type I only
Metal straps installed on each truss/rafter that wrap over the top of the truss/rafter and attach to the wall frame in one location. Metal strap should be free of severe corrosion, have a minimum of 3 nails into the truss/rafter and 3 nails into the wall.

Double Wraps – Type I only
Metal straps installed on each truss/rafter that wrap over the top of the truss/rafter and attach to the wall frame in two locations. Metal strap should be free of severe corrosion, have a minimum of 3 nails into the truss/rafter and 3 nails into the wall at each location.

Opening Protection

Class A (Hurricane Impact) – All glazed openings (windows, skylights, sliding glass doors, doors with windows, etc) less than 60 feet above grade must be protected with impact resistant coverings (e.g. shutters), impact resistant doors, and/or impact resistant glazing that meet the requirements of one of:

SSTD12; ASTM E 1886 and ASTM E 1996 (Missile Level C – 9 lb);
 Miami-Dade PA 201, 202, and 203; or Florida Building Code TAS 201, 202 and 203.

All glazed openings between 30 and 60 feet above grade must meet the Small Missile Test of the respective standard. All glazed openings less than 30 feet above grade shall meet the Large Missile Test of the respective standard.

Class B (Basic Impact) – All glazed openings (windows, skylights, sliding glass doors, doors with windows, etc) must be protected with impact resistant coverings (e.g. shutters), impact resistant doors, and/or impact resistant glazing that meet the requirements of ASTM E 1886 and ASTM E 1996. All glazed openings between 30 and 60 feet above grade must meet the Small Missile Test of the standard. All glazed openings less than 30 feet above grade shall pass testing for the Missile Level B – 4.5 lb.)

Class C (Non-Impact Type I only) – All glazed openings (windows, skylights, sliding glass doors, doors with windows, etc) must be protected with shutter devices or wood structural panels that have the following characteristics.

- Corrugated storm panels made of Steel, Aluminum, or Polycarbonate in which individual panels are no wider than 14" and have a nominal profile of 2" or greater.
- Roll-Up shutters with aluminum slats
- Accordion shutters with aluminum slats.
- Colonial or Bahama shutters with the all the following features:
 - Heavy gauge metal frames
 - Extruded aluminum slats, that are anchored to both sides of frame, or solid metal backing plate in place behind slats
 - Structural hinges
- Mechanism to lock shutters closed during a storm

Wood Structural Panels – (One or two story buildings) All glazed openings must be protected by plywood or OSB (oriented strand board) with a minimum thickness of 7/16 inch and maximum panel span of 8 feet. Panels must be precut to cover the glazed openings with attachment hardware provided. Panels must be fastened according to the Florida Building Code Table 1606.1.4 for locations where design wind speed is 130mph or less. For locations with design wind speed greater than 130 mph, attachments shall be designed to resist component and cladding loads of the FBC.

CITIZENS PROPERTY INSURANCE CORPORATION
FLORIDA BUILDING CODE COMMERCIAL MITIGATION VERIFICATION AFFIDAVIT

WIND LOSS MITIGATION INFORMATION		
PREMISES #:	SUBJECT OF INSURANCE: <u>La Placida</u>	POLICY #:
BUILDING #:	STREET ADDRESS: <u>10792 La Placida Dr. Coral Springs,</u>	
# STORIES:	BLDG DESCRIPTION:	
BUILDING TYPE: <input checked="" type="checkbox"/> I (3 stories or less) <input type="checkbox"/> II (4 to 6 stories) <input type="checkbox"/> III (7 or more stories)		

33065

Terrain Exposure Category must be provided for each insured location.

I hereby certify that the building or unit at the address indicated above **TERRAIN EXPOSURE CATEGORY** as defined under the Florida Building Code is (Check One): Exposure C or Exposure B

Certification below for purposes of **TERRAIN EXPOSURE CATEGORY** above does not require personal inspection of the premises.

Certification of Wind Speed is required to establish the basic wind speed of the location (Complete for Terrain B only if Year Built On or After Jan. 1, 2002).

I hereby certify that the basic **WIND SPEED** of the building or unit at the address indicated above based upon county wind speed lines defined under the Florida Building Code (FBC) is (Check One): ≥100 or ≥110 or ≥120

Certification of Wind Design is required when the buildings is constructed in a manner to exceed the basic wind speed design established for the structure location (Complete for Terrain B only if Year Built On or After Jan. 1, 2002).

I hereby certify that the building or unit at the address indicated above is designed and mitigated to the Florida Building Code (FBC) **WIND DESIGN** of (Check One): ≥100 or ≥110 or ≥120

Certification for the purpose of establishing the basic **WIND SPEED** or **WIND SPEED DESIGN** above does not require personal inspection of the premises.

Specify the type of mitigation device(s) installed: Roof Covering

Roof Coverings

FBC Equivalent – Type I only
 Asphalt roof coverings installed in accordance with ASTM D 3161 (modified for 110 mph) or Miami Dade County PA 107-95.

Non-FBC Equivalent – Type I only
 Asphalt roof shingles not meeting requirements listed above for FBC Equivalent and all other roof covering types.

Reinforced Concrete Roof – Type I, II or III
 A roof structure composed of cast-in-place or pre-cast structural concrete designed to be self-supporting and integrally attached to wall/support system.

Level A – Type II or III
 All roof cover types and configurations that do not meet Level B below.

Level B – Type II or III
 Roof coverings that satisfy all of the following conditions and are one of the following types:

1. Built-Up
2. Modified Bitumen
3. Sprayed Polyurethane foam
4. Liquid membrane applied over concrete
5. Asphalt roll roofing
6. Wood shakes in good condition, attached with at least two mechanical fasteners
7. Ballasted roof designed to meet the design wind speed requirements
8. Asphalt roof coverings installed in accordance ASTM D 3161 (modified for 110 mph) or Miami Dade County PA 107-95.

All mechanical equipment must be adequately tied to the roof deck to resist overturning and sliding during high winds. Any flat roof covering with flashing or coping must be mechanically attached to the structure with face fasteners (no clip/cleat systems); and roof coverings on flat roofs must be 10 years old or less.

Roof-Wall Connection

Toe-Nail – Type I only
Rafter/truss anchored to top plate of wall using nails driven at an angle through the rafter/truss and attached to the top plate of the wall.

Clips – Type I only
Metal clips installed on each truss/rafter that attach to the side only of the truss/rafter member and to the wall frame. Metal clip should be free of severe corrosion, have a minimum of 3 nails into the truss/rafter and 3 nails into the wall.

Single Wraps – Type I only
Metal straps installed on each truss/rafter that wrap over the top of the truss/rafter and attach to the wall frame in one location. Metal strap should be free of severe corrosion, have a minimum of 3 nails into the truss/rafter and 3 nails into the wall.

Double Wraps – Type I only
Metal straps installed on each truss/rafter that wrap over the top of the truss/rafter and attach to the wall frame in two locations. Metal strap should be free of severe corrosion, have a minimum of 3 nails into the truss/rafter and 3 nails into the wall at each location.

Opening Protection

Class A (Hurricane Impact) – All glazed openings (windows, skylights, sliding glass doors, doors with windows, etc) less than 60 feet above grade must be protected with impact resistant coverings (e.g. shutters), impact resistant doors, and/or impact resistant glazing that meet the requirements of one of:

SSTD12; ASTM E 1886 and ASTM E 1996 (Missile Level C – 9 lb);
 Miami-Dade PA 201, 202, and 203; or Florida Building Code TAS 201, 202 and 203.

All glazed openings between 30 and 60 feet above grade must meet the Small Missile Test of the respective standard. All glazed openings less than 30 feet above grade shall meet the Large Missile Test of the respective standard.

Class B (Basic Impact) – All glazed openings (windows, skylights, sliding glass doors, doors with windows, etc) must be protected with impact resistant coverings (e.g. shutters), impact resistant doors, and/or impact resistant glazing that meet the requirements of ASTM E 1886 and ASTM E 1996. All glazed openings between 30 and 60 feet above grade must meet the Small Missile Test of the standard. All glazed openings less than 30 feet above grade shall pass testing for the Missile Level B – 4.5 lb.)

Class C (Non-Impact Type I only) – All glazed openings (windows, skylights, sliding glass doors, doors with windows, etc) must be protected with shutter devices or wood structural panels that have the following characteristics:

- a. Corrugated storm panels made of Steel, Aluminum, or Polycarbonate in which individual panels are no wider than 14" and have a nominal profile of 2" or greater.
- b. Roll-Up shutters with aluminum slats
- c. Accordion shutters with aluminum slats.
- d. Colonial or Bahama shutters with the all the following features:
 - i. Heavy gauge metal frames
 - ii. Extruded aluminum slats, that are anchored to both sides of frame, or solid metal backing plate in place behind slats
 - iii. Structural hinges
- iv. Mechanism to lock shutters closed during a storm

Wood Structural Panels – (One or two story buildings) All glazed openings must be protected by plywood or OSB (oriented strand board) with a minimum thickness of 7/16 inch and maximum panel span of 8 feet. Panels must be precut to cover the glazed openings with attachment hardware provided. Panels must be fastened according to the Florida Building Code Table 1606.1.4 for locations where design wind speed is 130mph or less. For locations with design wind speed greater than 130 mph, attachments shall be designed to resist component and cladding loads of the FBC.

CITIZENS PROPERTY INSURANCE CORPORATION
FLORIDA BUILDING CODE COMMERCIAL MITIGATION VERIFICATION AFFIDAVIT

WIND LOSS MITIGATION INFORMATION		
PREMISES #:	SUBJECT OF INSURANCE: <u>La Placida</u>	POLICY #:
BUILDING #:	STREET ADDRESS: <u>10782 - 10788 La Placida Dr. Coral Springs,</u>	
# STORIES:	BLDG DESCRIPTION:	
BUILDING TYPE: <input checked="" type="checkbox"/> I (3 stories or less) <input type="checkbox"/> II (4 to 6 stories) <input type="checkbox"/> III (7 or more stories)		

33065

Terrain Exposure Category must be provided for each insured location.

I hereby certify that the building or unit at the address indicated above **TERRAIN EXPOSURE CATEGORY** as defined under the Florida Building Code is (Check One): **Exposure C** or **Exposure B**

Certification below for purposes of **TERRAIN EXPOSURE CATEGORY** above does not require personal inspection of the premises.

Certification of Wind Speed is required to establish the basic wind speed of the location (Complete for Terrain B only if Year Built On or After Jan. 1, 2002).

I hereby certify that the basic **WIND SPEED** of the building or unit at the address indicated above based upon county wind speed lines defined under the Florida Building Code (FBC) is (Check One): ≥ 100 or ≥ 110 or ≥ 120

Certification of Wind Design is required when the buildings is constructed in a manner to exceed the basic wind speed design established for the structure location (Complete for Terrain B only if Year Built On or After Jan. 1, 2002).

I hereby certify that the building or unit at the address indicated above is designed and mitigated to the Florida Building Code (FBC) **WIND DESIGN** of (Check One): ≥ 100 or ≥ 110 or ≥ 120

Certification for the purpose of establishing the basic **WIND SPEED** or **WIND SPEED DESIGN** above does not require personal inspection of the premises.

Specify the type of mitigation device(s) installed: Roof Covering

<input checked="" type="checkbox"/>	Roof Coverings
<input checked="" type="checkbox"/>	FBC Equivalent – Type I only Asphalt roof coverings installed in accordance with ASTM D 3161 (modified for 110 mph) or Miami Dade County PA 107-95.
<input type="checkbox"/>	Non-FBC Equivalent – Type I only Asphalt roof shingles not meeting requirements listed above for FBC Equivalent and all other roof covering types.
<input type="checkbox"/>	Reinforced Concrete Roof – Type I, II or III A roof structure composed of cast-in-place or pre-cast structural concrete designed to be self-supporting and integrally attached to wall/support system.
<input type="checkbox"/>	Level A – Type II or III All roof cover types and configurations that do not meet Level B below.
<input type="checkbox"/>	Level B – Type II or III Roof coverings that satisfy all of the following conditions and are one of the following types: <ol style="list-style-type: none"> 1. Built-Up 2. Modified Bitumen 3. Sprayed Polyurethane foam 4. Liquid membrane applied over concrete 5. Asphalt roll roofing 6. Wood shakes in good condition, attached with at least two mechanical fasteners 7. Ballasted roof designed to meet the design wind speed requirements 8. Asphalt roof coverings installed in accordance ASTM D 3161 (modified for 110 mph) or Miami Dade County PA 107-95. All mechanical equipment must be adequately tied to the roof deck to resist overturning and sliding during high winds. Any flat roof covering with flashing or coping must be mechanically attached to the structure with face fasteners (no clip/cleat systems); and roof coverings on flat roofs must be 10 years old or less.

Roof-Wall Connection

Toe-Nail – Type I only
Rafter/truss anchored to top plate of wall using nails driven at an angle through the rafter/truss and attached to the top plate of the wall.

Clips – Type I only
Metal clips installed on each truss/rafter that attach to the side only of the truss/rafter member and to the wall frame. Metal clip should be free of severe corrosion, have a minimum of 3 nails into the truss/rafter and 3 nails into the wall.

Single Wraps – Type I only
Metal straps installed on each truss/rafter that wrap over the top of the truss/rafter and attach to the wall frame in one location. Metal strap should be free of severe corrosion, have a minimum of 3 nails into the truss/rafter and 3 nails into the wall.

Double Wraps – Type I only
Metal straps installed on each truss/rafter that wrap over the top of the truss/rafter and attach to the wall frame in two locations. Metal strap should be free of severe corrosion, have a minimum of 3 nails into the truss/rafter and 3 nails into the wall at each location.

Opening Protection

Class A (Hurricane Impact) – All glazed openings (windows, skylights, sliding glass doors, doors with windows, etc) less than 60 feet above grade must be protected with impact resistant coverings (e.g. shutters), impact resistant doors, and/or impact resistant glazing that meet the requirements of one of:

- SSTD12; ASTM E 1886 and ASTM E 1996 (Missile Level C – 9 lb);
- Miami-Dade PA 201, 202, and 203; or Florida Building Code TAS 201, 202 and 203.

All glazed openings between 30 and 60 feet above grade must meet the Small Missile Test of the respective standard. All glazed openings less than 30 feet above grade shall meet the Large Missile Test of the respective standard.

Class B (Basic Impact) – All glazed openings (windows, skylights, sliding glass doors, doors with windows, etc) must be protected with impact resistant coverings (e.g. shutters), impact resistant doors, and/or impact resistant glazing that meet the requirements of ASTM E 1886 and ASTM E 1996. All glazed openings between 30 and 60 feet above grade must meet the Small Missile Test of the standard. All glazed openings less than 30 feet above grade shall pass testing for the Missile Level B – 4.5 lb.)

Class C (Non-Impact Type I only) – All glazed openings (windows, skylights, sliding glass doors, doors with windows, etc) must be protected with shutter devices or wood structural panels that have the following characteristics:

- a. Corrugated storm panels made of Steel, Aluminum, or Polycarbonate in which individual panels are no wider than 14" and have a nominal profile of 2" or greater.
- b. Roll-Up shutters with aluminum slats
- c. Accordion shutters with aluminum slats.
- d. Colonial or Bahama shutters with the all the following features:
 - i. Heavy gauge metal frames
 - ii. Extruded aluminum slats, that are anchored to both sides of frame, or solid metal backing plate in place behind slats
 - iii. Structural hinges
 - iv. Mechanism to lock shutters closed during a storm

Wood Structural Panels – (One or two story buildings) All glazed openings must be protected by plywood or OSB (oriented strand board) with a minimum thickness of 7/16 inch and maximum panel span of 8 feet. Panels must be precut to cover the glazed openings with attachment hardware provided. Panels must be fastened according to the Florida Building Code Table 1606.1.4 for locations where design wind speed is 130mph or less. For locations with design wind speed greater than 130 mph, attachments shall be designed to resist component and cladding loads of the FBC.

CITIZENS PROPERTY INSURANCE CORPORATION
FLORIDA BUILDING CODE COMMERCIAL MITIGATION VERIFICATION AFFIDAVIT

WIND LOSS MITIGATION INFORMATION		
PREMISES #:	SUBJECT OF INSURANCE: <u>La Placida</u>	POLICY #:
BUILDING #:	STREET ADDRESS:	
# STORIES:	BLDG DESCRIPTION: <u>Cabana</u>	
BUILDING TYPE: <input checked="" type="checkbox"/> I (3 stories or less) <input type="checkbox"/> II (4 to 6 stories) <input type="checkbox"/> III (7 or more stories)		

Terrain Exposure Category must be provided for each insured location.

I hereby certify that the building or unit at the address indicated above **TERRAIN EXPOSURE CATEGORY** as defined under the Florida Building Code is (Check One):
 Exposure C or **Exposure B**

Certification below for purposes of **TERRAIN EXPOSURE CATEGORY** above does not require personal inspection of the premises.

Certification of Wind Speed is required to establish the basic wind speed of the location (Complete for Terrain B only if Year Built On or After Jan.1, 2002).

I hereby certify that the basic **WIND SPEED** of the building or unit at the address indicated above based upon county wind speed lines defined under the Florida Building Code (FBC) is (Check One):
 ≥ 100 or ≥ 110 or ≥ 120

Certification of Wind Design is required when the buildings is constructed in a manner to exceed the basic wind speed design established for the structure location (Complete for Terrain B only if Year Built On or After Jan.1, 2002).

I hereby certify that the building or unit at the address indicated above is designed and mitigated to the Florida Building Code (FBC) **WIND DESIGN** of (Check One):
 ≥ 100 or ≥ 110 or ≥ 120

Certification for the purpose of establishing the basic **WIND SPEED** or **WIND SPEED DESIGN** above does not require personal inspection of the premises.

Specify the type of mitigation device(s) installed: Roof Covering

<input checked="" type="checkbox"/>	Roof Coverings
<input checked="" type="checkbox"/>	FBC Equivalent – Type I only Asphalt roof coverings installed in accordance with ASTM D 3161 (modified for 110 mph) or Miami Dade County PA 107-95.
<input type="checkbox"/>	Non-FBC Equivalent – Type I only Asphalt roof shingles not meeting requirements listed above for FBC Equivalent and all other roof covering types.
<input type="checkbox"/>	Reinforced Concrete Roof – Type I, II or III A roof structure composed of cast-in-place or pre-cast structural concrete designed to be self-supporting and integrally attached to wall/support system.
<input type="checkbox"/>	Level A – Type II or III All roof cover types and configurations that do not meet Level B below.
<input type="checkbox"/>	Level B – Type II or III Roof coverings that satisfy all of the following conditions and are one of the following types: <ol style="list-style-type: none"> 1. Built-Up 2. Modified Bitumen 3. Sprayed Polyurethane foam 4. Liquid membrane applied over concrete 5. Asphalt roll roofing 6. Wood shakes in good condition, attached with at least two mechanical fasteners 7. Ballasted roof designed to meet the design wind speed requirements 8. Asphalt roof coverings installed in accordance ASTM D 3161 (modified for 110 mph) or Miami Dade County PA 107-95. All mechanical equipment must be adequately tied to the roof deck to resist overturning and sliding during high winds. Any flat roof covering with flashing or coping must be mechanically attached to the structure with face fasteners (no clip/cleat systems); and roof coverings on flat roofs must be 10 years old or less.

Roof-Wall Connection

Toe-Nail – Type I only
Rafter/truss anchored to top plate of wall using nails driven at an angle through the rafter/truss and attached to the top plate of the wall.

Clips – Type I only
Metal clips installed on each truss/rafter that attach to the side only of the truss/rafter member and to the wall frame. Metal clip should be free of severe corrosion, have a minimum of 3 nails into the truss/rafter and 3 nails into the wall.

Single Wraps – Type I only
Metal straps installed on each truss/rafter that wrap over the top of the truss/rafter and attach to the wall frame in one location. Metal strap should be free of severe corrosion, have a minimum of 3 nails into the truss/rafter and 3 nails into the wall.

Double Wraps – Type I only
Metal straps installed on each truss/rafter that wrap over the top of the truss/rafter and attach to the wall frame in two locations. Metal strap should be free of severe corrosion, have a minimum of 3 nails into the truss/rafter and 3 nails into the wall at each location.

Opening Protection

Class A (Hurricane Impact) – All glazed openings (windows, skylights, sliding glass doors, doors with windows, etc) less than 60 feet above grade must be protected with impact resistant coverings (e.g. shutters), impact resistant doors, and/or impact resistant glazing that meet the requirements of one of:

- SSTD12; ASTM E 1886 and ASTM E 1996 (Missile Level C – 9 lb);
- Miami-Dade PA 201, 202, and 203; or Florida Building Code TAS 201, 202 and 203.

All glazed openings between 30 and 60 feet above grade must meet the Small Missile Test of the respective standard. All glazed openings less than 30 feet above grade shall meet the Large Missile Test of the respective standard.

Class B (Basic Impact) – All glazed openings (windows, skylights, sliding glass doors, doors with windows, etc) must be protected with impact resistant coverings (e.g. shutters), impact resistant doors, and/or impact resistant glazing that meet the requirements of ASTM E 1886 and ASTM E 1996. All glazed openings between 30 and 60 feet above grade must meet the Small Missile Test of the standard. All glazed openings less than 30 feet above grade shall pass testing for the Missile Level B – 4.5 lb.)

Class C (Non-Impact Type I only) – All glazed openings (windows, skylights, sliding glass doors, doors with windows, etc) must be protected with shutter devices or wood structural panels that have the following characteristics.

- a. Corrugated storm panels made of Steel, Aluminum, or Polycarbonate in which individual panels are no wider than 14" and have a nominal profile of 2" or greater.
- b. Roll-Up shutters with aluminum slats
- c. Accordion shutters with aluminum slats.
- d. Colonial or Bahama shutters with the all the following features:
 - i. Heavy gauge metal frames
 - ii. Extruded aluminum slats, that are anchored to both sides of frame, or solid metal backing plate in place behind slats
 - iii. Structural hinges
- iv. Mechanism to lock shutters closed during a storm

Wood Structural Panels – (One or two story buildings) All glazed openings must be protected by plywood or OSB (oriented strand board) with a minimum thickness of 7/16 inch and maximum panel span of 8 feet. Panels must be precut to cover the glazed openings with attachment hardware provided. Panels must be fastened according to the Florida Building Code Table 1606.1.4 for locations where design wind speed is 130mph or less. For locations with design wind speed greater than 130 mph, attachments shall be designed to resist component and cladding loads of the FBC.

CITIZENS PROPERTY INSURANCE CORPORATION
 FLORIDA BUILDING CODE COMMERCIAL MITIGATION VERIFICATION AFFIDAVIT

WIND LOSS MITIGATION INFORMATION		
PREMISES #:	SUBJECT OF INSURANCE: <u>La Placida</u>	POLICY #:
BUILDING #:	STREET ADDRESS:	
# STORIES:	BLDG DESCRIPTION: <u>Cabana</u>	
BUILDING TYPE: <input checked="" type="checkbox"/> I (3 stories or less) <input type="checkbox"/> II (4 to 6 stories) <input type="checkbox"/> III (7 or more stories)		

Terrain Exposure Category must be provided for each insured location.

I hereby certify that the building or unit at the address indicated above **TERRAIN EXPOSURE CATEGORY** as defined under the Florida Building Code is (Check One):
 Exposure C or Exposure B

Certification below for purposes of **TERRAIN EXPOSURE CATEGORY** above does not require personal inspection of the premises.

Certification of Wind Speed is required to establish the basic wind speed of the location (Complete for Terrain B only if Year Built On or After Jan.1, 2002).

I hereby certify that the basic **WIND SPEED** of the building or unit at the address indicated above based upon county wind speed lines defined under the Florida Building Code (FBC) is (Check One):
 ≥100 or ≥110 or ≥120

Certification of Wind Design is required when the buildings is constructed in a manner to exceed the basic wind speed design established for the structure location (Complete for Terrain B only if Year Built On or After Jan.1, 2002).

I hereby certify that the building or unit at the address indicated above is designed and mitigated to the Florida Building Code (FBC) **WIND DESIGN** of (Check One):
 ≥100 or ≥110 or ≥120

Certification for the purpose of establishing the basic **WIND SPEED** or **WIND SPEED DESIGN** above does not require personal inspection of the premises.

Specify the type of mitigation device(s) installed: Roof Covering

<input checked="" type="checkbox"/>	Roof Coverings
<input checked="" type="checkbox"/>	FBC Equivalent – Type I only Asphalt roof coverings installed in accordance with ASTM D 3161 (modified for 110 mph) or Miami Dade County PA 107-95.
<input type="checkbox"/>	Non-FBC Equivalent – Type I only Asphalt roof shingles not meeting requirements listed above for FBC Equivalent and all other roof covering types.
<input type="checkbox"/>	Reinforced Concrete Roof – Type I, II or III A roof structure composed of cast-in-place or pre-cast structural concrete designed to be self-supporting and integrally attached to wall/support system.
<input type="checkbox"/>	Level A – Type II or III All roof cover types and configurations that do not meet Level B below.
<input type="checkbox"/>	Level B – Type II or III Roof coverings that satisfy all of the following conditions and are one of the following types: <ol style="list-style-type: none"> 1. Built-Up 2. Modified Bitumen 3. Sprayed Polyurethane foam 4. Liquid membrane applied over concrete 5. Asphalt roll roofing 6. Wood shakes in good condition, attached with at least two mechanical fasteners 7. Ballasted roof designed to meet the design wind speed requirements 8. Asphalt roof coverings installed in accordance ASTM D 3161 (modified for 110 mph) or Miami Dade County PA 107-95. All mechanical equipment must be adequately tied to the roof deck to resist overturning and sliding during high winds. Any flat roof covering with flashing or coping must be mechanically attached to the structure with face fasteners (no clip/cleat systems); and roof coverings on flat roofs must be 10 years old or less.



Roof-Wall Connection



Toe-Nail – Type I only

Rafter/truss anchored to top plate of wall using nails driven at an angle through the rafter/truss and attached to the top plate of the wall.



Clips – Type I only

Metal clips installed on each truss/rafter that attach to the side only of the truss/rafter member and to the wall frame. Metal clip should be free of severe corrosion, have a minimum of 3 nails into the truss/rafter and 3 nails into the wall.



Single Wraps – Type I only

Metal straps installed on each truss/rafter that wrap over the top of the truss/rafter and attach to the wall frame in one location. Metal strap should be free of severe corrosion, have a minimum of 3 nails into the truss/rafter and 3 nails into the wall.



Double Wraps – Type I only

Metal straps installed on each truss/rafter that wrap over the top of the truss/rafter and attach to the wall frame in two locations. Metal strap should be free of severe corrosion, have a minimum of 3 nails into the truss/rafter and 3 nails into the wall at each location.



Opening Protection



Class A (Hurricane Impact) – All glazed openings (windows, skylights, sliding glass doors, doors with windows, etc) less than 60 feet above grade must be protected with impact resistant coverings (e.g. shutters), impact resistant doors, and/or impact resistant glazing that meet the requirements of one of:

SSTD12; ASTM E 1886 and ASTM E 1996 (Missile Level C – 9 lb);

Miami-Dade PA 201, 202, and 203; or Florida Building Code TAS 201, 202 and 203.

All glazed openings between 30 and 60 feet above grade must meet the Small Missile Test of the respective standard. All glazed openings less than 30 feet above grade shall meet the Large Missile Test of the respective standard.



Class B (Basic Impact) – All glazed openings (windows, skylights, sliding glass doors, doors with windows, etc) must be protected with impact resistant coverings (e.g. shutters), impact resistant doors, and/or impact resistant glazing that meet the requirements of ASTM E 1886 and ASTM E 1996. All glazed openings between 30 and 60 feet above grade must meet the Small Missile Test of the standard. All glazed openings less than 30 feet above grade shall pass testing for the Missile Level B – 4.5 lb.)



Class C (Non-Impact Type I only) – All glazed openings (windows, skylights, sliding glass doors, doors with windows, etc) must be protected with shutter devices or wood structural panels that have the following characteristics.

- a. Corrugated storm panels made of Steel, Aluminum, or Polycarbonate in which individual panels are no wider than 14" and have a nominal profile of 2" or greater.
- b. Roll-Up shutters with aluminum slats
- c. Accordion shutters with aluminum slats.
- d. Colonial or Bahama shutters with the all the following features:
 - i. Heavy gauge metal frames
 - ii. Extruded aluminum slats, that are anchored to both sides of frame, or solid metal backing plate in place behind slats
 - iii. Structural hinges
- iv. Mechanism to lock shutters closed during a storm

Wood Structural Panels – (One or two story buildings) All glazed openings must be protected by plywood or OSB (oriented strand board) with a minimum thickness of 7/16 inch and maximum panel span of 8 feet. Panels must be precut to cover the glazed openings with attachment hardware provided. Panels must be fastened according to the Florida Building Code Table 1606.1.4 for locations where design wind speed is 130mph or less. For locations with design wind speed greater than 130 mph, attachments shall be designed to resist component and cladding loads of the FBC.

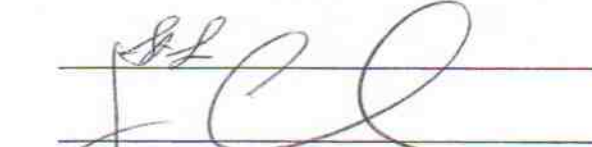
CERTIFICATION

I certify that I am (CHECK ONE OF THE FOLLOWING):

a resident Licensed General, Residential, or Building Contractor, a Licensed Building Inspector, a Registered Architect or an Engineer in the State of Florida, or a Building Code Official (who is duly authorized by the State of Florida or its county's municipalities to verify building code compliance).

I also certify that I personally inspected the premises at the Location Address listed above on the date of this Affidavit. In my professional opinion, based on my knowledge, information and belief, I certify that the above statements are true and correct.

This Affidavit and the information set forth in it are provided solely for the purpose of verifying that certain structural or physical characteristics exist at the Location Address listed above and for the purpose of permitting the Named Insured to receive a property insurance premium discount on insurance provided by Citizens Property Insurance Corporation and for no other purpose. The undersigned does not make a health or safety certification or warranty, express or implied, of any kind, and nothing in this Affidavit shall be construed to impose on the undersigned or on any entity to which the undersigned is affiliated any liability or obligation of any nature to the named insured or to any other person or entity.

Name of Company: WINDSTORM INSPECTIONS INC. for DON MEYLER INSPECTIONS License # CGC1512341
Date: _____ Phone: 954-749-7099
Signature:  5/18/07
Applicant's Signature: _____ Date: _____

"Any person who knowingly and with intent to injure, defraud, or deceive any insurer files a statement of claim or an application containing any false, incomplete, or misleading information is guilty of a felony of the third degree."



Roof Shape



Hip – Type I only

Roof having sloping ends and sloping sides down to the eaves line.



Gable – Type I only

The portion of the roof above eaves line of a double-sloped roof; the end section appears as an inverted V.



Flat – Type I only

A horizontal roof with a pitch less than 10 degrees.



Roof Deck Attachment

Level A – Type I only

Plywood/OSB roof sheathing attached to roof trusses/rafters by 6 penny nails (2" x 0.131" diameter) or greater which are properly spaced at a maximum of 6" along the edge and 12" in the field on 24" truss/rafter spacing.



Or

Batten decking of Skipped decking (typically used on roof decks supporting wood shakes or wood shingles).

Or

Any system of screws, nails, adhesives, other roof deck fastening systems or truss/rafter spacing that has an equivalent mean uplift resistance of 55 pounds per square foot or more as evidenced by laboratory uplift tests on full size sheets of plywood/OSB.

Level B – Type I only

Plywood/OSB roof sheathing with a minimum thickness of 1/2" attached to roof trusses/rafters by 8 penny (2.5" x 0.131" diameter) nails or greater which are properly spaced at a maximum of 6" along the edge and 12" in the field on 24" truss/rafter spacing.



Or

Any system of screws, nails, adhesives, other roof deck fastening systems or truss/rafter spacing that has an equivalent mean uplift resistance of 103 pounds per square foot or more as evidenced by laboratory uplift tests on full size sheets of plywood/OSB.

Level C – Type I only

Plywood/OSB sheathing with a minimum thickness of 1/2" attached to roof trusses/rafters by 8d (2.5" x 0.131" diameter) nails which are properly spaced at a maximum of 6" along the edge and 6" in the field on 24" truss/rafter spacing.



Or

Dimensional Lumber or Tongue & Groove deck roof composed of 3/4" thick boards with nominal widths of 4" or more.

Or

Any system of screws, nails, adhesives, other roof deck fastening systems or truss/rafter spacing that has an equivalent mean uplift resistance of 182 pounds per square foot or more as evidenced by laboratory uplift tests on full size sheets of plywood/OSB.



Level A – Wood or Other Deck Type II only

Roof deck composed of sheets of structural panels (plywood or OSB).

Or

Architectural (non-structural) metal panels that require a solid decking to support weight and loads.

Or

Other roof decks that do not meet Levels B or C below.



Level B – Metal Deck Type II or III

Metal roof deck made of structural panels that span from joist to joist.



Level C – Reinforced Concrete Roof Deck Type I, II or III

A roof structure composed of cast-in-place or pre-cast structural concrete designed to be self-supporting and integrally attached to wall/support system.



Secondary Water Resistance



Underlayment

A self-adhering polymer modified bitumen roofing underlayment (thin rubber sheets with peel and stick underside located beneath the roof covering and normal felt underlayment) with a minimum width of 6" meeting the requirements of ASTM D 1970 installed over all plywood/OSB joints to protect from water intrusion. All secondary water resistance products must be installed per the manufacturer's recommendations. Roofing felt or similar paper based products are not acceptable for secondary water resistance.



Foamed Adhesive

A foamed polyurethane sheathing adhesive applied over all joints in the roof sheathing to protect interior from water intrusion.



CERTIFICATION

I certify that I am (CHECK ONE OF THE FOLLOWING):

a resident Licensed General, Residential, or Building Contractor, a Licensed Building Inspector, a Registered Architect or an Engineer in the State of Florida, or a Building Code Official (who is duly authorized by the State of Florida or its county's municipalities to verify building code compliance).

I also certify that I personally inspected the premises at the Location Address listed above on the date of this Affidavit. In my professional opinion, based on my knowledge, information and belief, I certify that the above statements are true and correct.

This Affidavit and the information set forth in it are provided solely for the purpose of verifying that certain structural or physical characteristics exist at the Location Address listed above and for the purpose of permitting the Named Insured to receive a property insurance premium discount on insurance provided by Citizens Property Insurance Corporation and for no other purpose. The undersigned does not make a health or safety certification or warranty, express or implied, of any kind, and nothing in this Affidavit shall be construed to impose on the undersigned or on any entity to which the undersigned is affiliated any liability or obligation of any nature to the named insured or to any other person or entity.

Name of Company:	<u>Don Meyler Inspections</u>	License #	<u>CGC 1512341</u>
Date:		Phone:	<u>(954) 749-7099</u>
Signature:			<u>5/18/07</u>
Applicant's Signature:		Date:	_____

"Any person who knowingly and with intent to injure, defraud, or deceive any insurer files a statement of claim or an application containing any false, incomplete, or misleading information is guilty of a felony of the third degree."

Roof Shape

Hip – Type I only
Roof having sloping ends and sloping sides down to the eaves line.

Gable – Type I only
The portion of the roof above eaves line of a double-sloped roof; the end section appears as an inverted V.

Flat – Type I only
A horizontal roof with a pitch less than 10 degrees.

Roof Deck Attachment

Level A – Type I only
Plywood/OSB roof sheathing attached to roof trusses/rafters by 6 penny nails (2" x 0.131" diameter) or greater which are properly spaced at a maximum of 6" along the edge and 12" in the field on 24" truss/rafter spacing.

Or
Batten decking of Skipped decking (typically used on roof decks supporting wood shakes or wood shingles).

Or
Any system of screws, nails, adhesives, other roof deck fastening systems or truss/rafter spacing that has an equivalent mean uplift resistance of 55 pounds per square foot or more as evidenced by laboratory uplift tests on full size sheets of plywood/OSB.

Level B – Type I only
Plywood/OSB roof sheathing with a minimum thickness of 1/2" attached to roof trusses/rafters by 8 penny (2.5" x 0.131" diameter) nails or greater which are properly spaced at a maximum of 6" along the edge and 12" in the field on 24" truss/rafter spacing.

Or
Any system of screws, nails, adhesives, other roof deck fastening systems or truss/rafter spacing that has an equivalent mean uplift resistance of 103 pounds per square foot or more as evidenced by laboratory uplift tests on full size sheets of plywood/OSB.

Level C – Type I only
Plywood/OSB sheathing with a minimum thickness of 1/2" attached to roof trusses/rafters by 8d (2.5" x 0.131" diameter) nails which are properly spaced at a maximum of 6" along the edge and 6" in the field on 24" truss/rafter spacing.

Or
Dimensional Lumber or Tongue & Groove deck roof composed of 3/4" thick boards with nominal widths of 4" or more.

Or
Any system of screws, nails, adhesives, other roof deck fastening systems or truss/rafter spacing that has an equivalent mean uplift resistance of 182 pounds per square foot or more as evidenced by laboratory uplift tests on full size sheets of plywood/OSB.

Level A – Wood or Other Deck Type II only
Roof deck composed of sheets of structural panels (plywood or OSB).

Or
Architectural (non-structural) metal panels that require a solid decking to support weight and loads.

Or
Other roof decks that do not meet Levels B or C below.

Level B – Metal Deck Type II or III
Metal roof deck made of structural panels that span from joist to joist.

Level C – Reinforced Concrete Roof Deck Type I, II or III
A roof structure composed of cast-in-place or pre-cast structural concrete designed to be self-supporting and integrally attached to wall/support system.

Secondary Water Resistance

Underlayment
A self-adhering polymer modified bitumen roofing underlayment (thin rubber sheets with peel and stick underside located beneath the roof covering and normal felt underlayment) with a minimum width of 6" meeting the requirements of ASTM D 1970 installed over all plywood/OSB joints to protect from water intrusion. All secondary water resistance products must be installed per the manufacturer's recommendations. Roofing felt or similar paper based products are not acceptable for secondary water resistance.

Foamed Adhesive
A foamed polyurethane sheathing adhesive applied over all joints in the roof sheathing to protect interior from water intrusion.


CERTIFICATION

I certify that I am (**CHECK ONE OF THE FOLLOWING**):

a resident Licensed General, Residential, or Building Contractor, a Licensed Building Inspector, a Registered Architect or an Engineer in the State of Florida, or a Building Code Official (who is duly authorized by the State of Florida or its county's municipalities to verify building code compliance).

I also certify that I personally inspected the premises at the Location Address listed above on the date of this Affidavit. In my professional opinion, based on my knowledge, information and belief, I certify that the above statements are true and correct.

This Affidavit and the information set forth in it are provided solely for the purpose of verifying that certain structural or physical characteristics exist at the Location Address listed above and for the purpose of permitting the Named Insured to receive a property insurance premium discount on insurance provided by Citizens Property Insurance Corporation and for no other purpose. The undersigned does not make a health or safety certification or warranty, express or implied, of any kind, and nothing in this Affidavit shall be construed to impose on the undersigned or on any entity to which the undersigned is affiliated any liability or obligation of any nature to the named insured or to any other person or entity.

Name of Company:	<u>Don Meyler Inspections</u>	License #	<u>CGC 1512341</u>
Date:		Phone:	<u>(954) 749-7099</u>
Signature:			<u>5/18/07</u>
Applicant's Signature:		Date:	

"Any person who knowingly and with intent to injure, defraud, or deceive any insurer files a statement of claim or an application containing any false, incomplete, or misleading information is guilty of a felony of the third degree."



Roof Shape



Hip – Type I only

Roof having sloping ends and sloping sides down to the eaves line.



Gable – Type I only

The portion of the roof above eaves line of a double-sloped roof, the end section appears as an inverted V.



Flat – Type I only

A horizontal roof with a pitch less than 10 degrees.



Roof Deck Attachment

Level A – Type I only

Plywood/OSB roof sheathing attached to roof trusses/rafters by 6 penny nails (2" x 0.131" diameter) or greater which are properly spaced at a maximum of 6" along the edge and 12" in the field on 24" truss/rafter spacing.



Or

Batten decking or Skipped decking (typically used on roof decks supporting wood shakes or wood shingles).

Or

Any system of screws, nails, adhesives, other roof deck fastening systems or truss/rafter spacing that has an equivalent mean uplift resistance of 55 pounds per square foot or more as evidenced by laboratory uplift tests on full size sheets of plywood/OSB.

Level B – Type I only

Plywood/OSB roof sheathing with a minimum thickness of 1/2" attached to roof trusses/rafters by 8 penny (2.5" x 0.131" diameter) nails or greater which are properly spaced at a maximum of 6" along the edge and 12" in the field on 24" truss/rafter spacing.



Or

Any system of screws, nails, adhesives, other roof deck fastening systems or truss/rafter spacing that has an equivalent mean uplift resistance of 103 pounds per square foot or more as evidenced by laboratory uplift tests on full size sheets of plywood/OSB.

Level C – Type I only

Plywood/OSB sheathing with a minimum thickness of 1/2" attached to roof trusses/rafters by 8d (2.5" x 0.131" diameter) nails which are properly spaced at a maximum of 6" along the edge and 6" in the field on 24" truss/rafter spacing.



Or

Dimensional Lumber or Tongue & Groove deck roof composed of 3/4" thick boards with nominal widths of 4" or more.

Or

Any system of screws, nails, adhesives, other roof deck fastening systems or truss/rafter spacing that has an equivalent mean uplift resistance of 182 pounds per square foot or more as evidenced by laboratory uplift tests on full size sheets of plywood/OSB.



Level A – Wood or Other Deck Type II only

Roof deck composed of sheets of structural panels (plywood or OSB).

Or

Architectural (non-structural) metal panels that require a solid decking to support weight and loads.

Or

Other roof decks that do not meet Levels B or C below.



Level B – Metal Deck Type II or III

Metal roof deck made of structural panels that span from joist to joist.



Level C – Reinforced Concrete Roof Deck Type I, II or III

A roof structure composed of cast-in-place or pre-cast structural concrete designed to be self-supporting and integrally attached to wall/support system.



Secondary Water Resistance



Underlayment

A self-adhering polymer modified bitumen roofing underlayment (thin rubber sheets with peel and stick underside located beneath the roof covering and normal felt underlayment) with a minimum width of 6" meeting the requirements of ASTM D 1970 installed over all plywood/OSB joints to protect from water intrusion. All secondary water resistance products must be installed per the manufacturer's recommendations. Roofing felt or similar paper based products are not acceptable for secondary water resistance.



Foamed Adhesive

A foamed polyurethane sheathing adhesive applied over all joints in the roof sheathing to protect interior from water intrusion.


CERTIFICATION

I certify that I am (CHECK ONE OF THE FOLLOWING):

a resident Licensed General, Residential, or Building Contractor, a Licensed Building Inspector, a Registered Architect or an Engineer in the State of Florida, or a Building Code Official (who is duly authorized by the State of Florida or its county's municipalities to verify building code compliance).

I also certify that I personally inspected the premises at the Location Address listed above on the date of this Affidavit. In my professional opinion, based on my knowledge, information and belief, I certify that the above statements are true and correct.

This Affidavit and the information set forth in it are provided solely for the purpose of verifying that certain structural or physical characteristics exist at the Location Address listed above and for the purpose of permitting the Named Insured to receive a property insurance premium discount on insurance provided by Citizens Property Insurance Corporation and for no other purpose. The undersigned does not make a health or safety certification or warranty, express or implied, of any kind, and nothing in this Affidavit shall be construed to impose on the undersigned or on any entity to which the undersigned is affiliated any liability or obligation of any nature to the named insured or to any other person or entity.

Name of Company: Don Meyler Inspections License # CGC 1512341
Date: _____ Phone: (954) 749-7099
Signature:  5/18/07
Applicant's Signature: _____ Date: _____

"Any person who knowingly and with intent to injure, defraud, or deceive any insurer files a statement of claim or an application containing any false, incomplete, or misleading information is guilty of a felony of the third degree."

Roof Shape

Hip – Type I only
Roof having sloping ends and sloping sides down to the eaves line.

Gable – Type I only
The portion of the roof above eaves line of a double-sloped roof; the end section appears as an inverted V.

Flat – Type I only
A horizontal roof with a pitch less than 10 degrees.

Roof Deck Attachment

Level A – Type I only
Plywood/OSB roof sheathing attached to roof trusses/rafters by 6 penny nails (2" x 0.131" diameter) or greater which are properly spaced at a maximum of 6" along the edge and 12" in the field on 24" truss/rafter spacing.

Or
Batten decking of Skipped decking (typically used on roof decks supporting wood shakes or wood shingles).

Or
Any system of screws, nails, adhesives, other roof deck fastening systems or truss/rafter spacing that has an equivalent mean uplift resistance of 55 pounds per square foot or more as evidenced by laboratory uplift tests on full size sheets of plywood/OSB.

Level B – Type I only
Plywood/OSB roof sheathing with a minimum thickness of 1/2" attached to roof trusses/rafters by 8 penny (2.5" x 0.131" diameter) nails or greater which are properly spaced at a maximum of 6" along the edge and 12" in the field on 24" truss/rafter spacing.

Or
Any system of screws, nails, adhesives, other roof deck fastening systems or truss/rafter spacing that has an equivalent mean uplift resistance of 103 pounds per square foot or more as evidenced by laboratory uplift tests on full size sheets of plywood/OSB.

Level C – Type I only
Plywood/OSB sheathing with a minimum thickness of 1/4" attached to roof trusses/rafters by 8d (2.5" x 0.131" diameter) nails which are properly spaced at a maximum of 6" along the edge and 6" in the field on 24" truss/rafter spacing.

Or
Dimensional Lumber or Tongue & Groove deck roof composed of 3/4" thick boards with nominal widths of 4" or more.

Or
Any system of screws, nails, adhesives, other roof deck fastening systems or truss/rafter spacing that has an equivalent mean uplift resistance of 182 pounds per square foot or more as evidenced by laboratory uplift tests on full size sheets of plywood/OSB.

Level A – Wood or Other Deck Type II only
Roof deck composed of sheets of structural panels (plywood or OSB).
Or
Architectural (non-structural) metal panels that require a solid decking to support weight and loads.
Or
Other roof decks that do not meet Levels B or C below.

Level B – Metal Deck Type II or III
Metal roof deck made of structural panels that span from joist to joist.

Level C – Reinforced Concrete Roof Deck Type I, II or III
A roof structure composed of cast-in-place or pre-cast structural concrete designed to be self-supporting and integrally attached to wall/support system.

Secondary Water Resistance

Underlayment
A self-adhering polymer modified bitumen roofing underlayment (thin rubber sheets with peel and stick underside located beneath the roof covering and normal felt underlayment) with a minimum width of 6" meeting the requirements of ASTM D 1970 installed over all plywood/OSB joints to protect from water intrusion. All secondary water resistance products must be installed per the manufacturer's recommendations. Roofing felt or similar paper based products are not acceptable for secondary water resistance.

Foamed Adhesive
A foamed polyurethane sheathing adhesive applied over all joints in the roof sheathing to protect interior from water intrusion.


CERTIFICATION

I certify that I am (CHECK ONE OF THE FOLLOWING):

a resident Licensed General, Residential, or Building Contractor, a Licensed Building Inspector, a Registered Architect or an Engineer in the State of Florida, or a Building Code Official (who is duly authorized by the State of Florida or its county's municipalities to verify building code compliance).

I also certify that I personally inspected the premises at the Location Address listed above on the date of this Affidavit. In my professional opinion, based on my knowledge, information and belief, I certify that the above statements are true and correct.

This Affidavit and the information set forth in it are provided solely for the purpose of verifying that certain structural or physical characteristics exist at the Location Address listed above and for the purpose of permitting the Named Insured to receive a property insurance premium discount on insurance provided by Citizens Property Insurance Corporation and for no other purpose. The undersigned does not make a health or safety certification or warranty, express or implied, of any kind, and nothing in this Affidavit shall be construed to impose on the undersigned or on any entity to which the undersigned is affiliated any liability or obligation of any nature to the named insured or to any other person or entity.

Name of Company: Don Meyler Inspections License # CGC 1512341
Date: _____ Phone: (954) 749-7099
Signature:  5/18/07
Applicant's Signature: _____ Date: _____

"Any person who knowingly and with intent to injure, defraud, or deceive any insurer files a statement of claim or an application containing any false, incomplete, or misleading information is guilty of a felony of the third degree."



Roof Shape



Hip – Type I only

Roof having sloping ends and sloping sides down to the eaves line.



Gable – Type I only

The portion of the roof above eaves line of a double-sloped roof; the end section appears as an inverted V.



Flat – Type I only

A horizontal roof with a pitch less than 10 degrees.



Roof Deck Attachment

Level A – Type I only

Plywood/OSB roof sheathing attached to roof trusses/rafters by 6 penny nails (2" x 0.131" diameter) or greater which are properly spaced at a maximum of 6" along the edge and 12" in the field on 24" truss/rafter spacing.



Or

Batten decking of Skipped decking (typically used on roof decks supporting wood shakes or wood shingles).

Or

Any system of screws, nails, adhesives, other roof deck fastening systems or truss/rafter spacing that has an equivalent mean uplift resistance of 55 pounds per square foot or more as evidenced by laboratory uplift tests on full size sheets of plywood/OSB.

Level B – Type I only

Plywood/OSB roof sheathing with a minimum thickness of 1/2" attached to roof trusses/rafters by 8 penny (2.5" x 0.131" diameter) nails or greater which are properly spaced at a maximum of 6" along the edge and 12" in the field on 24" truss/rafter spacing.



Or

Any system of screws, nails, adhesives, other roof deck fastening systems or truss/rafter spacing that has an equivalent mean uplift resistance of 103 pounds per square foot or more as evidenced by laboratory uplift tests on full size sheets of plywood/OSB.

Level C – Type I only

Plywood/OSB sheathing with a minimum thickness of 1/2" attached to roof trusses/rafters by 8d (2.5" x 0.131" diameter) nails which are properly spaced at a maximum of 6" along the edge and 6" in the field on 24" truss/rafter spacing.



Or

Dimensional Lumber or Tongue & Groove deck roof composed of 3/4" thick boards with nominal widths of 4" or more.

Or

Any system of screws, nails, adhesives, other roof deck fastening systems or truss/rafter spacing that has an equivalent mean uplift resistance of 182 pounds per square foot or more as evidenced by laboratory uplift tests on full size sheets of plywood/OSB.



Level A – Wood or Other Deck Type II only

Roof deck composed of sheets of structural panels (plywood or OSB).

Or

Architectural (non-structural) metal panels that require a solid decking to support weight and loads.

Or

Other roof decks that do not meet Levels B or C below.



Level B – Metal Deck Type II or III

Metal roof deck made of structural panels that span from joist to joist.



Level C – Reinforced Concrete Roof Deck Type I, II or III

A roof structure composed of cast-in-place or pre-cast structural concrete designed to be self-supporting and integrally attached to wall/support system.



Secondary Water Resistance



Underlayment

A self-adhering polymer modified bitumen roofing underlayment (thin rubber sheets with peel and stick underside located beneath the roof covering and normal felt underlayment) with a minimum width of 6" meeting the requirements of ASTM D 1970 installed over all plywood/OSB joints to protect from water intrusion. All secondary water resistance products must be installed per the manufacturer's recommendations. Roofing felt or similar paper based products are not acceptable for secondary water resistance.



Foamed Adhesive

A foamed polyurethane sheathing adhesive applied over all joints in the roof sheathing to protect interior from water intrusion.


CERTIFICATION

I certify that I am (CHECK ONE OF THE FOLLOWING):

a resident Licensed General, Residential, or Building Contractor, a Licensed Building Inspector, a Registered Architect or an Engineer in the State of Florida, or a Building Code Official (who is duly authorized by the State of Florida or its county's municipalities to verify building code compliance).

I also certify that I personally inspected the premises at the Location Address listed above on the date of this Affidavit. In my professional opinion, based on my knowledge, information and belief, I certify that the above statements are true and correct.

This Affidavit and the information set forth in it are provided solely for the purpose of verifying that certain structural or physical characteristics exist at the Location Address listed above and for the purpose of permitting the Named Insured to receive a property insurance premium discount on insurance provided by Citizens Property Insurance Corporation and for no other purpose. The undersigned does not make a health or safety certification or warranty, express or implied, of any kind, and nothing in this Affidavit shall be construed to impose on the undersigned or on any entity to which the undersigned is affiliated any liability or obligation of any nature to the named insured or to any other person or entity.

Name of Company: Don Meyler Inspections License # CGC 1512341
Date: _____ Phone: (954) 749-7099
Signature:  5118107
Applicant's Signature: _____ Date: _____

"Any person who knowingly and with intent to injure, defraud, or deceive any insurer files a statement of claim or an application containing any false, incomplete, or misleading information is guilty of a felony of the third degree."

Roof Shape

Hip – Type I only
Roof having sloping ends and sloping sides down to the eaves line.

Gable – Type I only
The portion of the roof above eaves line of a double-sloped roof; the end section appears as an inverted V.

Flat – Type I only
A horizontal roof with a pitch less than 10 degrees.

Roof Deck Attachment

Level A – Type I only
Plywood/OSB roof sheathing attached to roof trusses/rafters by 6 penny nails (2" x 0.131" diameter) or greater which are properly spaced at a maximum of 6" along the edge and 12" in the field on 24" truss/rafter spacing.

Or
Batten decking of Skipped decking (typically used on roof decks supporting wood shakes or wood shingles).

Or
Any system of screws, nails, adhesives, other roof deck fastening systems or truss/rafter spacing that has an equivalent mean uplift resistance of 55 pounds per square foot or more as evidenced by laboratory uplift tests on full size sheets of plywood/OSB.

Level B – Type I only
Plywood/OSB roof sheathing with a minimum thickness of 1/2" attached to roof trusses/rafters by 8 penny (2.5" x 0.131" diameter) nails or greater which are properly spaced at a maximum of 6" along the edge and 12" in the field on 24" truss/rafter spacing.

Or
Any system of screws, nails, adhesives, other roof deck fastening systems or truss/rafter spacing that has an equivalent mean uplift resistance of 103 pounds per square foot or more as evidenced by laboratory uplift tests on full size sheets of plywood/OSB.

Level C – Type I only
Plywood/OSB sheathing with a minimum thickness of 1/2" attached to roof trusses/rafters by 8d (2.5" x 0.131" diameter) nails which are properly spaced at a maximum of 6" along the edge and 6" in the field on 24" truss/rafter spacing.

Or
Dimensional Lumber or Tongue & Groove deck roof composed of 3/4" thick boards with nominal widths of 4" or more.

Or
Any system of screws, nails, adhesives, other roof deck fastening systems or truss/rafter spacing that has an equivalent mean uplift resistance of 182 pounds per square foot or more as evidenced by laboratory uplift tests on full size sheets of plywood/OSB.

Level A – Wood or Other Deck Type II only
Roof deck composed of sheets of structural panels (plywood or OSB).

Or
Architectural (non-structural) metal panels that require a solid decking to support weight and loads.

Or
Other roof decks that do not meet Levels B or C below.

Level B – Metal Deck Type II or III
Metal roof deck made of structural panels that span from joist to joist.

Level C – Reinforced Concrete Roof Deck Type I, II or III
A roof structure composed of cast-in-place or pre-cast structural concrete designed to be self-supporting and integrally attached to wall/support system.

Secondary Water Resistance

Underlayment
A self-adhering polymer modified bitumen roofing underlayment (thin rubber sheets with peel and stick underside located beneath the roof covering and normal felt underlayment) with a minimum width of 6" meeting the requirements of ASTM D 1970 installed over all plywood/OSB joints to protect from water intrusion. All secondary water resistance products must be installed per the manufacturer's recommendations. Roofing felt or similar paper based products are not acceptable for secondary water resistance.

Foamed Adhesive
A foamed polyurethane sheathing adhesive applied over all joints in the roof sheathing to protect interior from water intrusion.


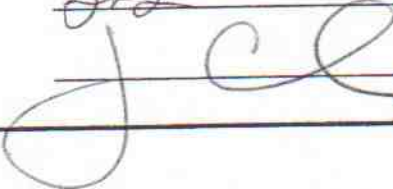
CERTIFICATION

I certify that I am (CHECK ONE OF THE FOLLOWING):

a resident Licensed General, Residential, or Building Contractor, a Licensed Building Inspector, a Registered Architect or an Engineer in the State of Florida, or a Building Code Official (who is duly authorized by the State of Florida or its county's municipalities to verify building code compliance).

I also certify that I personally inspected the premises at the Location Address listed above on the date of this Affidavit. In my professional opinion, based on my knowledge, information and belief, I certify that the above statements are true and correct.

This Affidavit and the information set forth in it are provided solely for the purpose of verifying that certain structural or physical characteristics exist at the Location Address listed above and for the purpose of permitting the Named Insured to receive a property insurance premium discount on insurance provided by Citizens Property Insurance Corporation and for no other purpose. The undersigned does not make a health or safety certification or warranty, express or implied, of any kind, and nothing in this Affidavit shall be construed to impose on the undersigned or on any entity to which the undersigned is affiliated any liability or obligation of any nature to the named insured or to any other person or entity.

Name of Company: Don Meyler Inspections License # CGC 1512341
Date: _____ Phone: (954) 749-7099
Signature:  5/18/07
Applicant's Signature:  Date: _____

"Any person who knowingly and with intent to injure, defraud, or deceive any insurer files a statement of claim or an application containing any false, incomplete, or misleading information is guilty of a felony of the third degree."

Roof Shape

Hip – Type I only
Roof having sloping ends and sloping sides down to the eaves line.

Gable – Type I only
The portion of the roof above eaves line of a double-sloped roof; the end section appears as an inverted V.

Flat – Type I only
A horizontal roof with a pitch less than 10 degrees.

Roof Deck Attachment

Level A – Type I only
Plywood/OSB roof sheathing attached to roof trusses/rafters by 6 penny nails (2" x 0.131" diameter) or greater which are properly spaced at a maximum of 6" along the edge and 12" in the field on 24" truss/rafter spacing.

Or
Batten decking of Skipped decking (typically used on roof decks supporting wood shakes or wood shingles).

Or
Any system of screws, nails, adhesives, other roof deck fastening systems or truss/rafter spacing that has an equivalent mean uplift resistance of 55 pounds per square foot or more as evidenced by laboratory uplift tests on full size sheets of plywood/OSB.

Level B – Type I only
Plywood/OSB roof sheathing with a minimum thickness of 1/2" attached to roof trusses/rafters by 8 penny (2.5" x 0.131" diameter) nails or greater which are properly spaced at a maximum of 6" along the edge and 12" in the field on 24" truss/rafter spacing.

Or
Any system of screws, nails, adhesives, other roof deck fastening systems or truss/rafter spacing that has an equivalent mean uplift resistance of 103 pounds per square foot or more as evidenced by laboratory uplift tests on full size sheets of plywood/OSB.

Level C – Type I only
Plywood/OSB sheathing with a minimum thickness of 1/2" attached to roof trusses/rafters by 8d (2.5" x 0.131" diameter) nails which are properly spaced at a maximum of 6" along the edge and 6" in the field on 24" truss/rafter spacing.

Or
Dimensional Lumber or Tongue & Groove deck roof composed of 3/4" thick boards with nominal widths of 4" or more.

Or
Any system of screws, nails, adhesives, other roof deck fastening systems or truss/rafter spacing that has an equivalent mean uplift resistance of 182 pounds per square foot or more as evidenced by laboratory uplift tests on full size sheets of plywood/OSB.

Level A – Wood or Other Deck Type II only
Roof deck composed of sheets of structural panels (plywood or OSB).

Or
Architectural (non-structural) metal panels that require a solid decking to support weight and loads.

Or
Other roof decks that do not meet Levels B or C below.

Level B – Metal Deck Type II or III
Metal roof deck made of structural panels that span from joist to joist.

Level C – Reinforced Concrete Roof Deck Type I, II or III
A roof structure composed of cast-in-place or pre-cast structural concrete designed to be self-supporting and integrally attached to wall/support system.

Secondary Water Resistance

Underlayment
A self-adhering polymer modified bitumen roofing underlayment (thin rubber sheets with peel and stick underside located beneath the roof covering and normal felt underlayment) with a minimum width of 6" meeting the requirements of ASTM D 1970 installed over all plywood/OSB joints to protect from water intrusion. All secondary water resistance products must be installed per the manufacturer's recommendations. Roofing felt or similar paper based products are not acceptable for secondary water resistance.

Foamed Adhesive
A foamed polyurethane sheathing adhesive applied over all joints in the roof sheathing to protect interior from water intrusion.



CERTIFICATION

I certify that I am (CHECK ONE OF THE FOLLOWING):

a resident Licensed General, Residential, or Building Contractor, a Licensed Building Inspector, a Registered Architect or an Engineer in the State of Florida, or a Building Code Official (who is duly authorized by the State of Florida or its county's municipalities to verify building code compliance).

I also certify that I personally inspected the premises at the Location Address listed above on the date of this Affidavit. In my professional opinion, based on my knowledge, information and belief, I certify that the above statements are true and correct.

This Affidavit and the information set forth in it are provided solely for the purpose of verifying that certain structural or physical characteristics exist at the Location Address listed above and for the purpose of permitting the Named Insured to receive a property insurance premium discount on insurance provided by Citizens Property Insurance Corporation and for no other purpose. The undersigned does not make a health or safety certification or warranty, express or implied, of any kind, and nothing in this Affidavit shall be construed to impose on the undersigned or on any entity to which the undersigned is affiliated any liability or obligation of any nature to the named insured or to any other person or entity.

Name of Company: Don Meyler Inspections License # CGC 1512341
Date: _____ Phone: (954) 749-7099
Signature:  5/18/07
Applicant's Signature:  Date: _____

"Any person who knowingly and with intent to injure, defraud, or deceive any insurer files a statement of claim or an application containing any false, incomplete, or misleading information is guilty of a felony of the third degree."

Roof Shape

- Hip – Type I only**
Roof having sloping ends and sloping sides down to the eaves line.
- Gable – Type I only**
The portion of the roof above eaves line of a double-sloped roof; the end section appears as an inverted V.
- Flat – Type I only**
A horizontal roof with a pitch less than 10 degrees.

Roof Deck Attachment

- Level A – Type I only**
Plywood/OSB roof sheathing attached to roof trusses/rafters by 6 penny nails (2" x 0.131" diameter) or greater which are properly spaced at a maximum of 6" along the edge and 12" in the field on 24" truss/rafter spacing.
- Or**
Batten decking of Skipped decking (typically used on roof decks supporting wood shakes or wood shingles).
- Or**
Any system of screws, nails, adhesives, other roof deck fastening systems or truss/rafter spacing that has an equivalent mean uplift resistance of 55 pounds per square foot or more as evidenced by laboratory uplift tests on full size sheets of plywood/OSB.
- Level B – Type I only**
Plywood/OSB roof sheathing with a minimum thickness of 1/2" attached to roof trusses/rafters by 8 penny (2.5" x 0.131" diameter) nails or greater which are properly spaced at a maximum of 6" along the edge and 12" in the field on 24" truss/rafter spacing.
- Or**
Any system of screws, nails, adhesives, other roof deck fastening systems or truss/rafter spacing that has an equivalent mean uplift resistance of 103 pounds per square foot or more as evidenced by laboratory uplift tests on full size sheets of plywood/OSB.
- Level C – Type I only**
Plywood/OSB sheathing with a minimum thickness of 1/2" attached to roof trusses/rafters by 8d (2.5" x 0.131" diameter) nails which are properly spaced at a maximum of 6" along the edge and 6" in the field on 24" truss/rafter spacing.
- Or**
Dimensional Lumber or Tongue & Groove deck roof composed of 3/4" thick boards with nominal widths of 4" or more.
- Or**
Any system of screws, nails, adhesives, other roof deck fastening systems or truss/rafter spacing that has an equivalent mean uplift resistance of 182 pounds per square foot or more as evidenced by laboratory uplift tests on full size sheets of plywood/OSB.
- Level A – Wood or Other Deck Type II only**
Roof deck composed of sheets of structural panels (plywood or OSB).
- Or**
Architectural (non-structural) metal panels that require a solid decking to support weight and loads.
- Or**
Other roof decks that do not meet Levels B or C below.
- Level B – Metal Deck Type II or III**
Metal roof deck made of structural panels that span from joist to joist.
- Level C – Reinforced Concrete Roof Deck Type I, II or III**
A roof structure composed of cast-in-place or pre-cast structural concrete designed to be self-supporting and integrally attached to wall/support system.

Secondary Water Resistance

- Underlayment**
A self-adhering polymer modified bitumen roofing underlayment (thin rubber sheets with peel and stick underside located beneath the roof covering and normal felt underlayment) with a minimum width of 6" meeting the requirements of ASTM D 1970 installed over all plywood/OSB joints to protect from water intrusion. All secondary water resistance products must be installed per the manufacturer's recommendations. Roofing felt or similar paper based products are not acceptable for secondary water resistance.
- Foamed Adhesive**
A foamed polyurethane sheathing adhesive applied over all joints in the roof sheathing to protect interior from water intrusion.

Roof-Wall Connection

Toe-Nail – Type I only
Rafter/truss anchored to top plate of wall using nails driven at an angle through the rafter/truss and attached to the top plate of the wall.

Clips – Type I only
Metal clips installed on each truss/rafter that attach to the side only of the truss/rafter member and to the wall frame. Metal clip should be free of severe corrosion, have a minimum of 3 nails into the truss/rafter and 3 nails into the wall.

Single Wraps – Type I only
Metal straps installed on each truss/rafter that wrap over the top of the truss/rafter and attach to the wall frame in one location. Metal strap should be free of severe corrosion, have a minimum of 3 nails into the truss/rafter and 3 nails into the wall.

Double Wraps – Type I only
Metal straps installed on each truss/rafter that wrap over the top of the truss/rafter and attach to the wall frame in two locations. Metal strap should be free of severe corrosion, have a minimum of 3 nails into the truss/rafter and 3 nails into the wall at each location.

Opening Protection

Class A (Hurricane Impact) – All glazed openings (windows, skylights, sliding glass doors, doors with windows, etc) less than 60 feet above grade must be protected with impact resistant coverings (e.g. shutters), impact resistant doors, and/or impact resistant glazing that meet the requirements of one of:

- SSTD12; ASTM E 1886 and ASTM E 1996 (Missile Level C – 9 lb);
- Miami-Dade PA 201, 202, and 203; or Florida Building Code TAS 201, 202 and 203.

All glazed openings between 30 and 60 feet above grade must meet the Small Missile Test of the respective standard. All glazed openings less than 30 feet above grade shall meet the Large Missile Test of the respective standard.

Class B (Basic Impact) – All glazed openings (windows, skylights, sliding glass doors, doors with windows, etc) must be protected with impact resistant coverings (e.g. shutters), impact resistant doors, and/or impact resistant glazing that meet the requirements of ASTM E 1886 and ASTM E 1996. All glazed openings between 30 and 60 feet above grade must meet the Small Missile Test of the standard. All glazed openings less than 30 feet above grade shall pass testing for the Missile Level B – 4.5 lb.)

Class C (Non-Impact Type I only) – All glazed openings (windows, skylights, sliding glass doors, doors with windows, etc) must be protected with shutter devices or wood structural panels that have the following characteristics:

- a. Corrugated storm panels made of Steel, Aluminum, or Polycarbonate in which individual panels are no wider than 14" and have a nominal profile of 2" or greater.
- b. Roll-Up shutters with aluminum slats
- c. Accordion shutters with aluminum slats.
- d. Colonial or Bahama shutters with the all the following features:
 - i. Heavy gauge metal frames
 - ii. Extruded aluminum slats, that are anchored to both sides of frame, or solid metal backing plate in place behind slats
 - iii. Structural hinges
- iv. Mechanism to lock shutters closed during a storm

Wood Structural Panels – (One or two story buildings) All glazed openings must be protected by plywood or OSB (oriented strand board) with a minimum thickness of 7/16 inch and maximum panel span of 8 feet. Panels must be precut to cover the glazed openings with attachment hardware provided. Panels must be fastened according to the Florida Building Code Table 1606.1.4 for locations where design wind speed is 130mph or less. For locations with design wind speed greater than 130 mph, attachments shall be designed to resist component and cladding loads of the FBC.